

Art – Summer 2 – Week 6

Lesson 5

L.O: To recreate a drawing in the style of Gaudi.

RECAP:

**What can you say about his style?
Why is his work special?**




What can you
see and say
about his
work?





These are NOT
Gaudi's work, they
are ADAPTATIONS
of portraits, that
people have made,
IN THE STYLE of
Gaudi.

What do you
notice about them?



Today's task is to complete a picture of plants (which greatly influenced Gaudi's design) in the style of Antoni Gaudi.

You have the actual picture and then the template of a plant. You need to add colour to your template. **However, how could you ADAPT the template to resemble Gaudi's style?**

Try your best and be creative!




How could you ADAPT the template to resemble Gaudi's style?



Create mosaic-like textures within the drawing – as seen in the initial examples. Then try using different shades of a particular colour to try and create depth.






How could you ADAPT the template to resemble Gaudi's style?



Create mosaic-like textures within the drawing – as seen in the initial examples. Then try using different shades of a particular colour to try and create depth.

547.



Reverend Thomas J. Barr



4674.



Thiers, eng.



