

Art – Summer 2 – Week 7

Lesson 6

L.O: To recreate a drawing in the style of Gaudi.

RECAP:

**What can you say about his style?
Why is his work special?**

What are the names of some of his famous works?



What are the names of his famous work?



Sagrada Familia



Casa Battlo



Park Guell




What can you
see and say
about his
work?





These are NOT
Gaudi's work, they
are ADAPTATIONS
of portraits, that
people have made,
IN THE STYLE of
Gaudi.

What do you
notice about them?



Today's task is to complete a picture of plants (which greatly influenced Gaudi's designs) in the style of Antoni Gaudi.

You have the actual picture and then the template of a plant. You need to add colour to your template. **However, how could you ADAPT the template to resemble Gaudi's style?**

Try your best and be creative!

Placid Blue A23-1	Lustrous Light A23-4	Lustrous Green A23-7
Seaside Blue A23-2	Goldenside A23-5	Whisper in Rain A23-8
Brave A23-3	Harvest Field A23-6	Softness A23-9
Firefly A23-10	Cosky Heart A23-11	Nature Walk in Spring A23-14
Glimmering Gold A23-15	Shades of Blue A23-16	Shining Cloud A23-18
Soft Peach A23-19	Shades of Green A23-20	Tranquility Up A23-21
Tropical Sea A23-22	Marigold A23-23	Golden Path A23-24

ROSEWOOD	CARMINE
AUBURN	BURGUNDY
CARDINAL	AMARANTH
CRIMSON	RUBY
SCARLET	VERMILION

arctic #82EDFD	sapphire #52B2C0	slate #757B87	ocean #016064
sky #62C5DA	teal #48AAAD	stone #59788D	berry #241570
cerulean #0492C2	blue #3A43BA	spruce #2C3E4C	navy #0B1171
lapis #2732C2	cobalt #1338BD	aegean #1E456E	peacock #012D36
azure #1620A6	admiral #061094	indigo #281E5D	denim #151E3D

ORANGE #F46600	GOLD #F9A823	GOLDENROD #DAA520	PUMPKIN #FF7F00
YF #FFA500	COBALT #007FFF	BURNT OR. #F96A00	CLAY #A0522D
TANGENT #FF591A	TIGER #FF6900	HONEY #FFD700	CARROT #FF4500
WATER #4682B4	APRICOT #FFDAB9	BRONZE #A0522D	CIDER #8B4513
CLAY #E9967A	RUST #C0504D	AMBER 2 #D2691E	SPICE #8B4513

0/52/22	25/73/46	42/71/33	63/28/76	81/13/92	105/15/90
125/144/20	153/186/17	185/204/19	247/146/49	457/146/76	697/22/91
135/195/38	145/205/127	166/218/138	176/225/172	206/235/197	235/245/228
247/146/49	345/135/46	417/146/42	104/135/152	132/146/120	152/146/141
176/217/167	186/226/185	223/236/219	211/19/46	127/136/48	721/46/73
96/146/92	170/176/136	245/186/127	162/205/155	184/217/136	208/227/126

lavender #E39FF6	periwinkle #BD9BD3	iris #9866C5	violet #710193
lilac #B660CD	orchid #AF69DE	mauve #7A4A88	grape #663047
amethyst #A45EB5	heather #9B7CB8	boysenberry #620436	plum #601A36
purple #A32CC4	magenta #A0559	sangria #4D0F28	eggplant #311432
jam #66042D	mulberry #4C0120	raisin #290916	wine #2C051A





How could you ADAPT the template to resemble Gaudi's style?




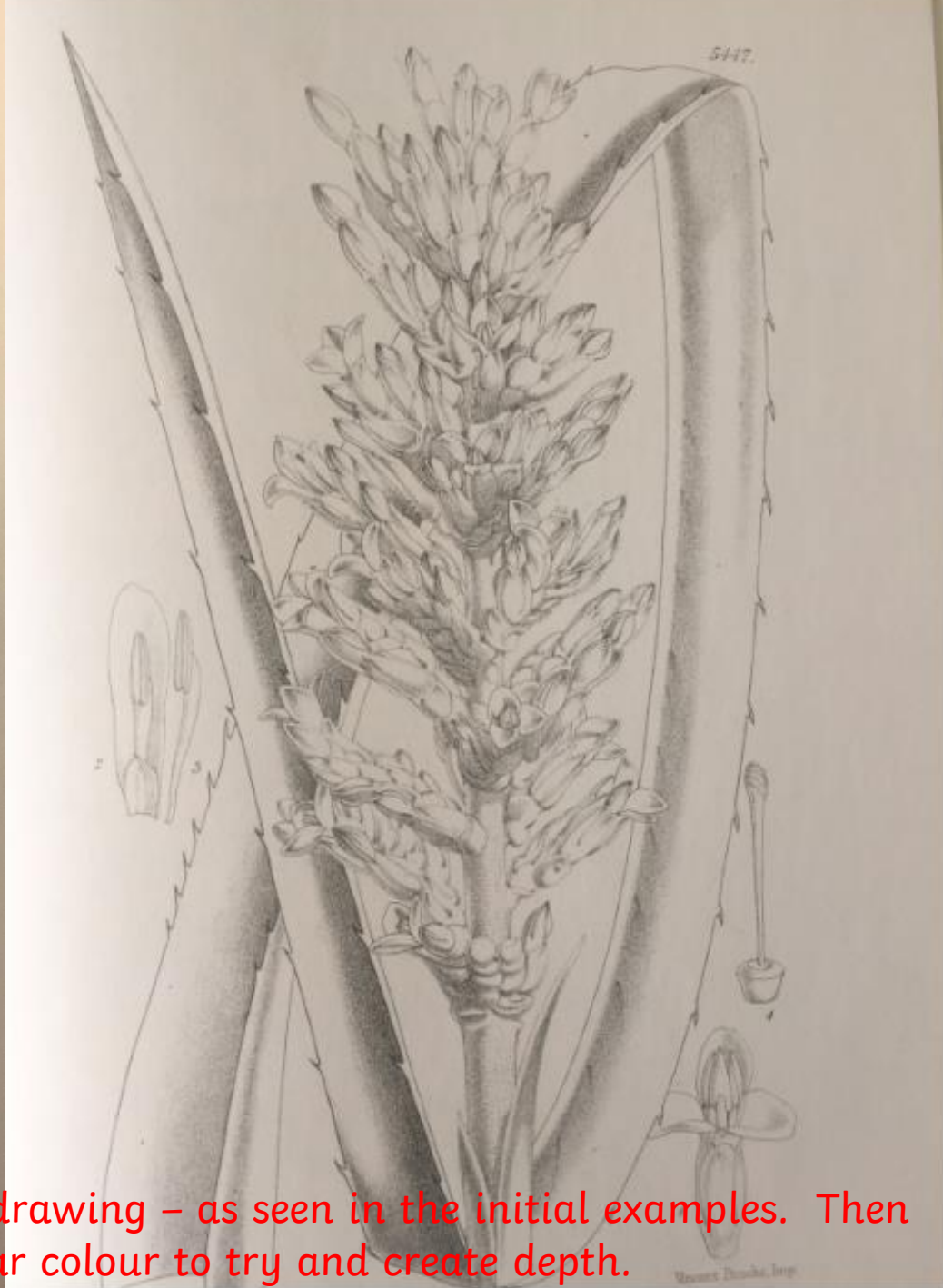
Create mosaic-like textures within the drawing – as seen in the initial examples. Then try using different shades of a particular colour to try and create depth.



Thomas Davidson


© 1890, J. D. 18





Create mosaic-like textures within the drawing – as seen in the initial examples. Then try using different shades of a particular colour to try and create depth.

5447.



Agave, Bromeliaceae, 1899



4674.



Thiers, 1892





Art – Summer 2 – Week 7

Lesson 7

L.O: To adapt a drawing in the style of Gaudi.

RECAP:

**What can you say about his style?
Why is his work special?**

Today's task is to draw and complete a picture of sunflowers (originally made by Van Gogh) into the style of Antoni Gaudi.



How could you adapt this to Gaudi's style?



Today's task is to draw and complete a picture of sunflowers (originally made by Van Gogh) into the style of Antoni Gaudi.

You have the actual picture and then the template of the sunflowers. You need to add colour to your template.

However, how could you ADAPT the template to resemble Gaudi's style?

Try your best and be creative!

